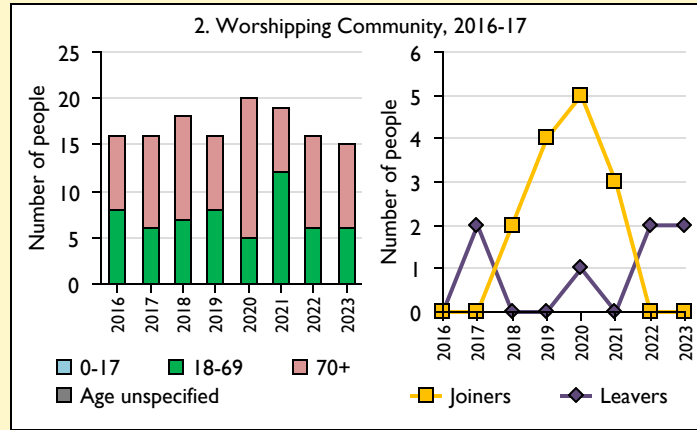
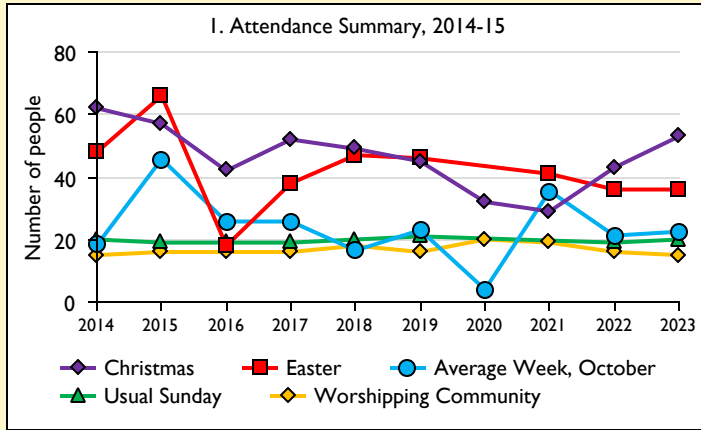


SfM Dashboard for the Church of Lamerton: St Peter in the deanery of TAVISTOCK



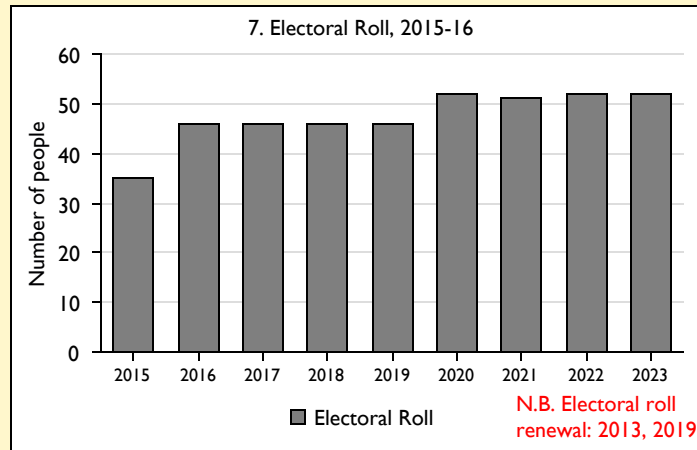
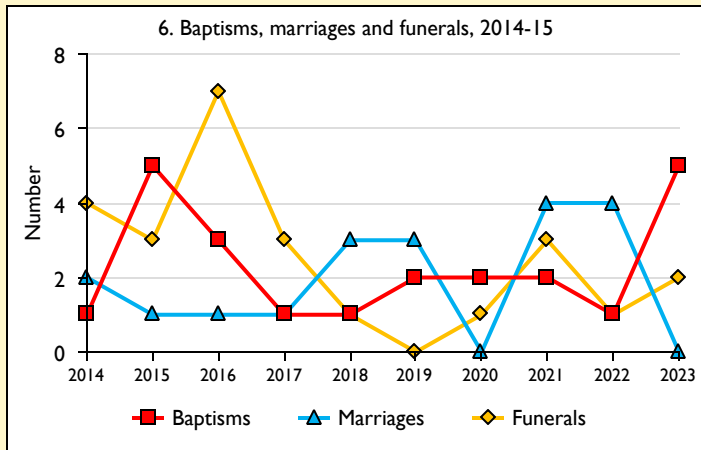
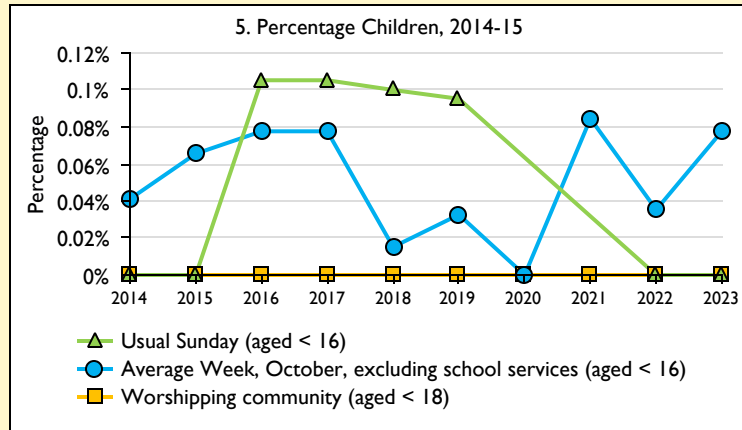
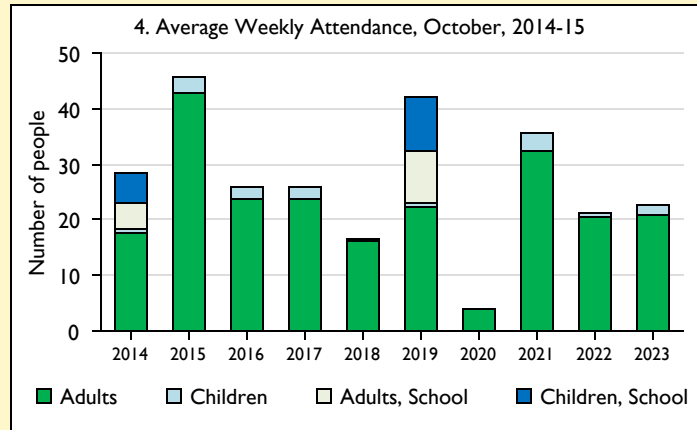
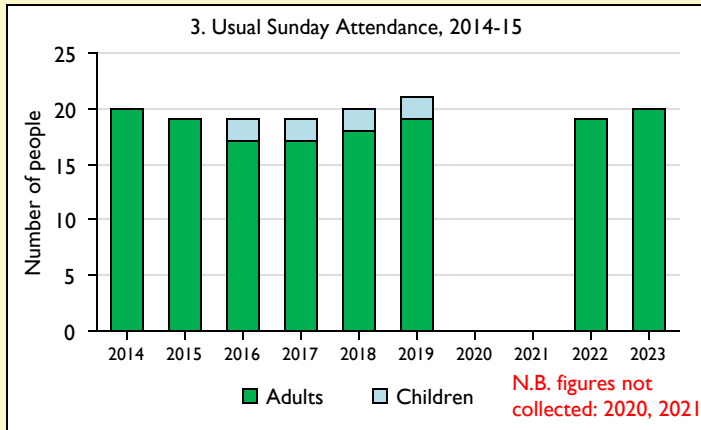
Parish Census and deprivation summary

Parish population (2021): 1077

	Parish	Diocese	National
% aged 0-19	15%	21%	23%
% aged 20-44	19%	28%	33%
% aged 45-69	39%	33%	31%
% aged 70 & over	27%	18%	14%
% Christian	55%	46%	46%
% non-Christian religion	2%	2%	11%

Parish deprivation rank (IMD 2019): 3247
(1=most deprived parish in the Church of England, 12,239=least deprived)

For more detailed census & deprivation info: see <http://arcg.is/1RaS4CS>
<https://www.churchofengland.org/researchandstats> and
<http://www2.cuf.org.uk/poverty-england/poverty-map>



This dashboard contains figures as submitted by churches currently in the parish

Attendance statistics: taken from annual Statistics for Mission returns.

Average weekly attendance: attendance at Sunday and midweek church services & fresh expressions in October; Figs 1 & 5 do not include attendance at services for schools.

Easter: Easter Eve & Easter Day; **Christmas:** Christmas Eve & Christmas Day.

Baptisms: all baptisms & thanksgivings.

Marriages: marriages and services of prayer & dedication after civil marriages.

Funerals: those held in church & at crematoria/cemeteries.

Because of pandemic-related church closures, Easter figures were not collected in 2020.

Census data: taken from the 2021 national Census.

Deprivation statistics: IMD taken from the English Indices of Deprivation, published by the Ministry of Housing, Communities & Local Government, Sept 2019.

The above statistics have been mapped onto parish boundaries so are approximations.

For more information, see: <https://www.churchofengland.org/researchandstats>

Variations in attendance from year to year may be the result of changes in the number of churches that submitted returns, or changes in parish/benefice structure.

Number of churches included in returns: 2014 1; 2015 1; 2016 1; 2017 1; 2018 1; 2019 1; 2020 1; 2021 1; 2022 1; 2023 1.

Produced by Data Services, Church House, Great Smith Street, London SW1P 3AZ. Date of production: 14/10/2024.

Every effort has been made to ensure that data are reliable. We would be pleased to be notified of any significant errors or omissions by email to statistics.unit@churchofengland.org



Follow us on Twitter:
@cofestats



SfM Dashboard Data for the Church of Lamerton: St Peter in the deanery of TAVISTOCK

Report	Field	2014	2015	2016	2017	2018	2019	2020	2021	2022	2023
1. Attendance Summary	Christmas	62	57	42	52	49	45	32	29	43	53
	Easter	48	66	18	38	47	46	-	41	36	36
	Average Week, October	18	46	26	26	17	23	4	36	21	23
	Usual Sunday	20	19	19	19	20	21	-	-	19	20
	Worshipping Community	15	16	16	16	18	16	20	19	16	15
2. Worshipping Community	Total			16	16	18	16	20	19	16	15
	0-17			0	0	0	0	0	0	0	0
	18-69			8	6	7	8	5	12	6	6
	70+			8	10	11	8	15	7	10	9
	Age unspecified			0	0	0	0	0	0	0	0
	Joiners			0	0	2	4	5	3	0	0
	Leavers			0	2	0	0	1	0	2	2
3. Usual Sunday Attendance	Adults	20	19	17	17	18	19	-	-	19	20
	Children	0	0	2	2	2	2	-	-	0	0
4. Average Weekly Attendance	Adults	18	43	24	24	16	22	4	33	21	21
	Children	1	3	2	2	0	1	0	3	1	2
	Adults, School	5	-	-	-	-	9	-	0	-	0
	Children, School	5	-	-	-	-	10	-	0	-	0
5. Percentage Children	Usual Sunday (aged < 16)	0%	0%	11%	11%	10%	10%	-	-	0%	0%
	Average Week, October, excluding school services (aged < 16)	4%	7%	8%	8%	2%	3%	0%	8%	4%	8%
	Worshipping community (aged < 18)	0%	0%	0%	0%	0%	0%	0%	0%	0%	0%
6. Baptisms, marriages and funerals	Baptisms	1	5	3	1	1	2	2	2	1	5
	Marriages	2	1	1	1	3	3	0	4	4	0
	Funerals	4	3	7	3	1	0	1	3	1	2
7. Electoral Roll	Electoral Roll		35	46	46	46	46	52	51	52	52



Follow us on Twitter:
@cofestats