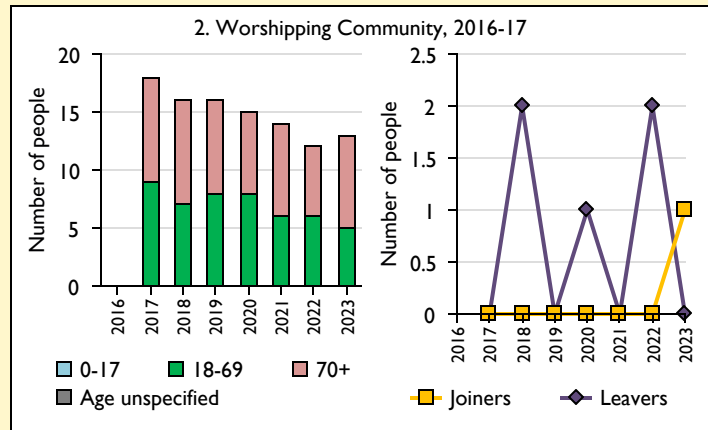
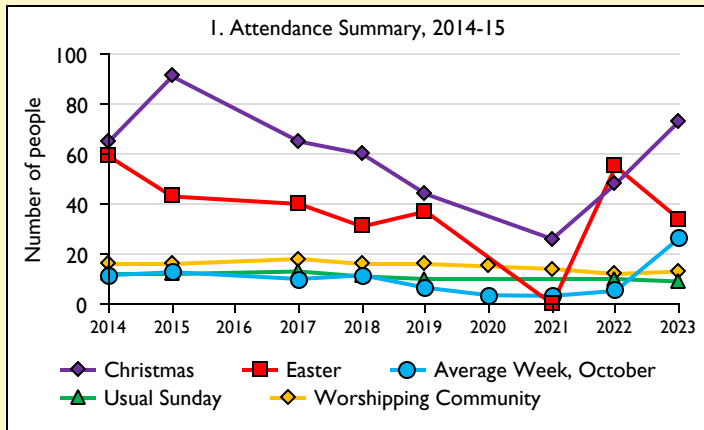


SfM Dashboard for the Parish of Coryton: St Andrew in the deanery of TAVISTOCK



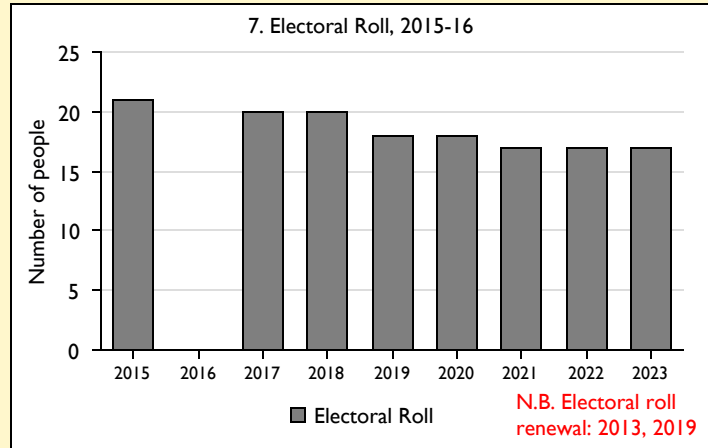
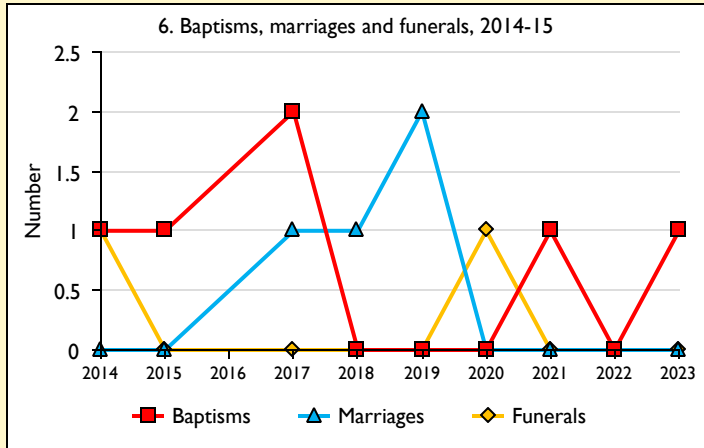
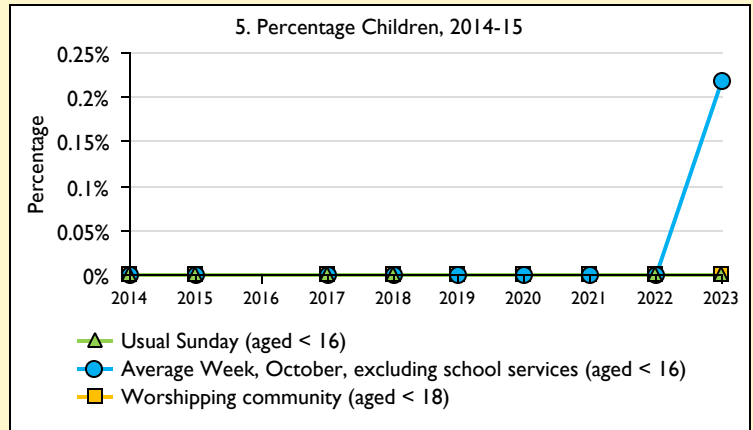
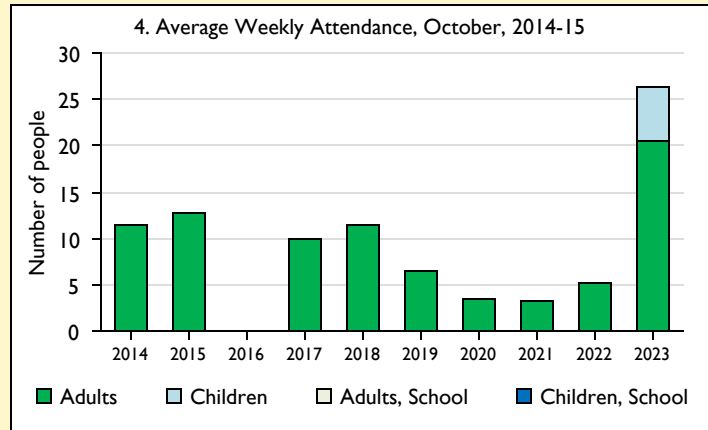
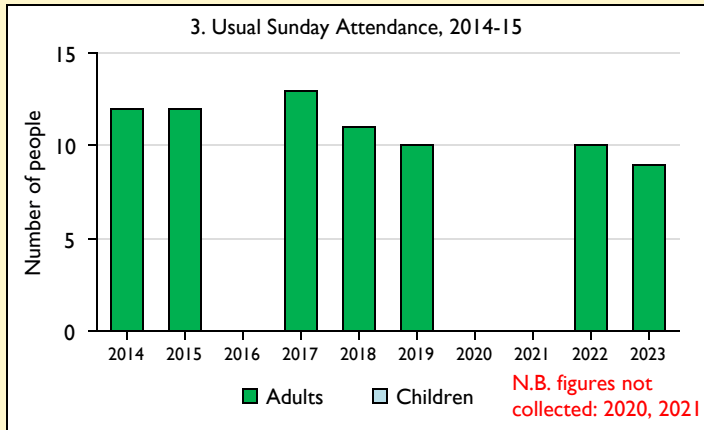
Parish Census and deprivation summary

Parish population (2021): 96

	Parish	Diocese	National
% aged 0-19	17%	21%	23%
% aged 20-44	23%	28%	33%
% aged 45-69	38%	33%	31%
% aged 70 & over	23%	18%	14%
% Christian	52%	46%	46%
% non-Christian religion	2%	2%	11%

Parish deprivation rank (IMD 2019): 2851
(1=most deprived parish in the Church of England, 12,239=least deprived)

For more detailed census & deprivation info: see <http://arcg.is/1RaS4CS>
<https://www.churchofengland.org/researchandstats> and
<http://www2.cuf.org.uk/poverty-england/poverty-map>



This dashboard contains figures as submitted by churches currently in the parish

Attendance statistics: taken from annual Statistics for Mission returns.

Average weekly attendance: attendance at Sunday and midweek church services & fresh expressions in October; Figs 1 & 5 do not include attendance at services for schools.

Easter: Easter Eve & Easter Day; **Christmas:** Christmas Eve & Christmas Day.

Baptisms: all baptisms & thanksgivings.

Marriages: marriages and services of prayer & dedication after civil marriages.

Funerals: those held in church & at crematoria/cemeteries.

Because of pandemic-related church closures, Easter figures were not collected in 2020.

Census data: taken from the 2021 national Census.

Deprivation statistics: IMD taken from the English Indices of Deprivation, published by the Ministry of Housing, Communities & Local Government, Sept 2019.

The above statistics have been mapped onto parish boundaries so are approximations.

For more information, see: <https://www.churchofengland.org/researchandstats>

Variations in attendance from year to year may be the result of changes in the number of churches that submitted returns, or changes in parish/benefice structure. Number of churches included in returns: 2014 1; 2015 1; 2017 1; 2018 1; 2019 1; 2020 1; 2021 1; 2022 1; 2023 1.

Produced by Data Services, Church House, Great Smith Street, London SW1P 3AZ. Date of production: 14/10/2024.

Every effort has been made to ensure that data are reliable. We would be pleased to be notified of any significant errors or omissions by email to statistics.unit@churchofengland.org

Follow us on Twitter: [@cofestats](https://twitter.com/cofestats)

SfM Dashboard Data for the Parish of Coryton: St Andrew in the deanery of TAVISTOCK

Report	Field	2014	2015	2016	2017	2018	2019	2020	2021	2022	2023
1. Attendance Summary	Christmas	65	91	-	65	60	44	-	26	48	73
	Easter	59	43	-	40	31	37	-	0	55	34
	Average Week, October	12	13	-	10	12	7	4	3	5	26
	Usual Sunday	12	12	-	13	11	10	-	-	10	9
	Worshipping Community	16	16	-	18	16	16	15	14	12	13
2. Worshipping Community	Total			-	18	16	16	15	14	12	13
	0-17			-	0	0	0	0	0	0	0
	18-69			-	9	7	8	8	6	6	5
	70+			-	9	9	8	7	8	6	8
	Age unspecified			-	0	0	0	0	0	0	0
	Joiners			-	0	0	0	0	0	0	1
	Leavers			-	0	2	0	1	0	2	0
3. Usual Sunday Attendance	Adults	12	12	-	13	11	10	-	-	10	9
	Children	0	0	-	0	0	-	-	-	0	0
4. Average Weekly Attendance	Adults	12	13	-	10	12	7	4	3	5	21
	Children	0	0	-	0	0	0	0	0	0	6
	Adults, School	0	-	-	0	-	-	-	0	0	0
	Children, School	0	-	-	0	-	-	-	0	0	0
5. Percentage Children	Usual Sunday (aged < 16)	0%	0%	-	0%	0%	-	-	-	0%	0%
	Average Week, October, excluding school services (aged < 16)	0%	0%	-	0%	0%	0%	0%	0%	0%	22%
	Worshipping community (aged < 18)	0%	0%	-	0%	0%	0%	0%	0%	0%	0%
6. Baptisms, marriages and funerals	Baptisms	1	1	-	2	0	0	0	1	0	1
	Marriages	0	0	-	1	1	2	0	0	0	0
	Funerals	1	0	-	0	0	0	1	0	0	0
7. Electoral Roll	Electoral Roll		21	-	20	20	18	18	17	17	17



Follow us on Twitter:
@cofestats